
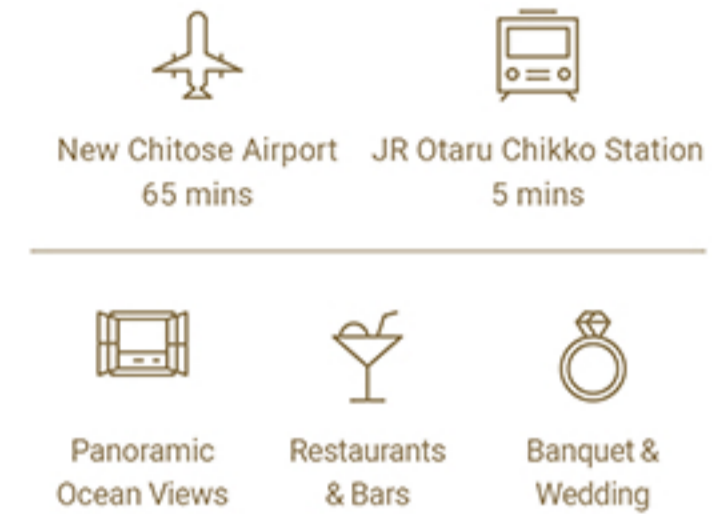


11-3 Chikko, Otaru, Hokkaido Japan 047-0008

T: (81) 134 21 3111 F: (81) 134 21 3322
E: info.gpot@parkhotelgroup.com
W: parkhotelgroup.com/grand-park-otaru



One of the most charming hotels in Otaru near Ishikari Bay

Grand Park Otaru is located in Western Hokkaido and 30 minutes away from the capital city of Sapporo. Surrounded by the scenic vistas of Mount Tengu and Ishikari Bay, the hotel features spacious rooms and suites, unique restaurants & bar, as well as flexible meetings and events spaces.

What's Nearby

Otaru Marina	In front of the hotel/0.3km
Sakaimachi Street	5 mins drive/1.6km
Otaru Canal	7 mins drive/2.3km
Old Temiya Line	7 mins drive/2.9km
Mt. Tengu Ropeway Station	15 mins drive/5.1km
Shukutsu Panorama Observatory	25 mins drive/8.3km
Kiroro Snow World	40 mins drive/25.7km



Restaurants & Bars

TERRACE BRASSERIE
Breakfast : 6.30am - 10.00am (Last entry 9.30am)
Cuisine Style : Buffet

MARINA BAR & RESTAURANT
Bar & Lounge : 3.00pm - 10.00pm (Last order 9.30pm)
Dinner : 5.30pm - 9.00pm (Last order 8.00pm)
Closed on Tuesdays and Wednesdays (Dinner)
Cuisine Style : A la carte

COCORO
Donburi(Bowl): 5.30pm - 9.00pm (Last order 8.00pm)
Teppanyaki : 5.30pm - 9.00pm (Last order 8.00pm)
Closed on Tuesdays and Wednesdays
Cuisine Style : Teppanyaki, Donburi (Bowl)

BAY LOUNGE
Lounge : 1.00pm - 10.00pm (Last order 9.30pm)
Afternoon Tea: 1.00pm - 5.00pm
Closed on Tuesdays and Wednesdays

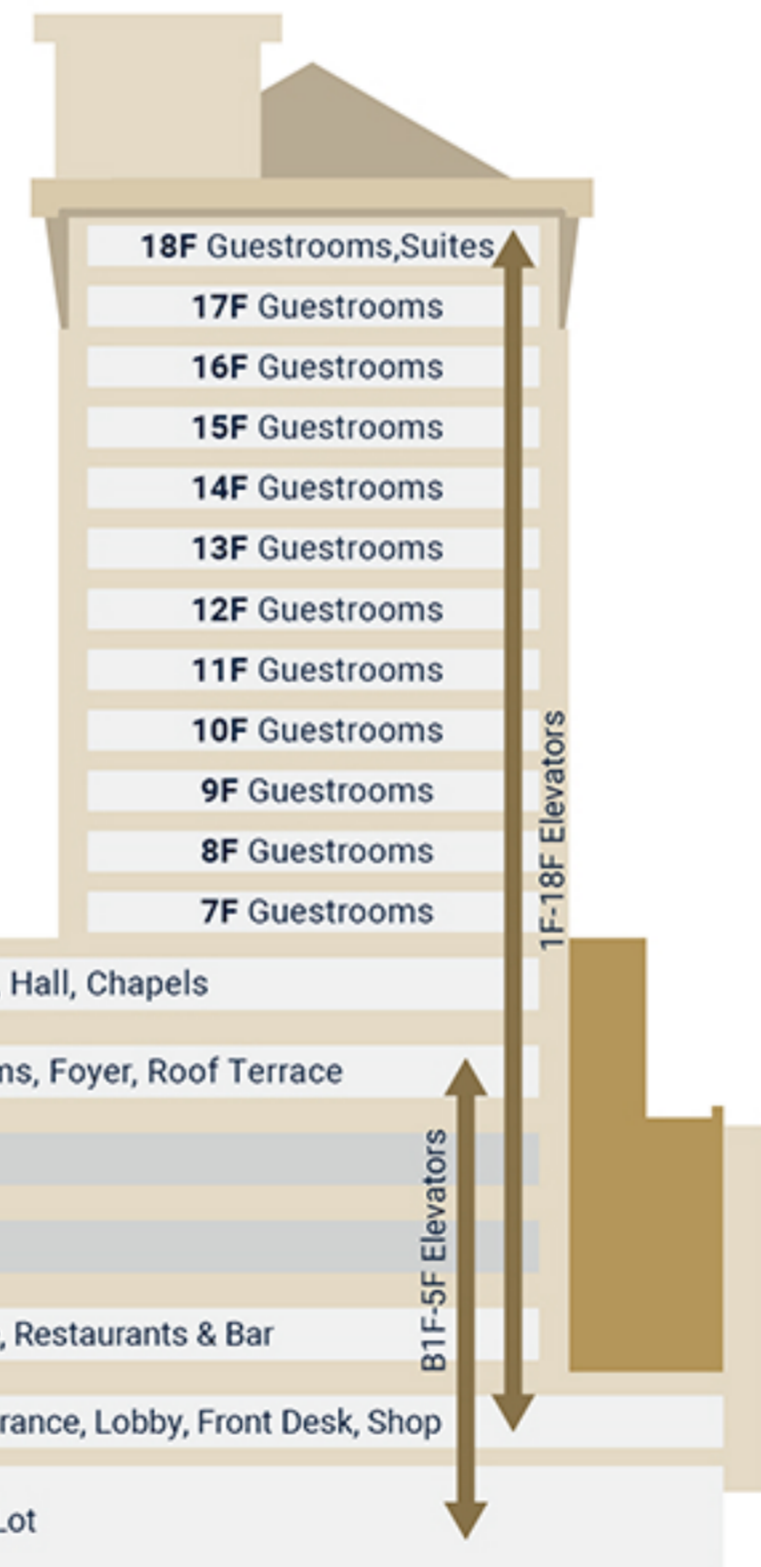
Accommodation

ROOM TYPE	NO. OF ROOMS
Presidential Suite	1
Executive Suite	1
Bay Suite	3
Japanese-Style Suite	3
Japanese-Style Room	3
Grand Ocean View Room	21
Ocean View Deluxe Room	46
Mountain View Deluxe Room	50
Ocean View Superior Room	103
Mountain View Superior Room	65
TOTAL	296



Shop

OTARU MARCHÉ
Opening hours: 9.00am - 6.00pm



Meetings & Events

Overlooking stunning ocean views, 10 function rooms offer a myriad of options from corporate boardrooms to dramatic dinner settings. The hotel's wedding chapel, set against the vast skies and sea, is an ideal venue to create lifetime memories.



Banquet Rooms

NAME	LEVEL	SIZE (sqm)	L (m)	W (m)	H (m)	ACCESS W (m)	ACCESS H (m)	THEATRE CAPACITY	CLASSROOM CAPACITY	RECEPTION CAPACITY	BANQUET CAPACITY	HOLLOW SQ CAPACITY	U-SHAPE CAPACITY
Jurin	5	682	20.7	31.3	7	1.9	2.4	708	450	550	400	80	60
Jukai/Juhyo (Jurin 1/2)	5	338	20.7	15.6	7	1.9	2.4	300	192	260	150	52	40
Ginga/Ryusei	5	242	15.5	15.3	4	1.9	2.4	220	144	180	120	44	32
Umi	5	116	13.7	8.5	3.4	1.9	2.4	110	72	80	60	30	25
Tsuki	5	81	5.8	15	3.4	1.9	2.4	80	54	55	40	18	18
Hoshi	5	73	8.1	9.1	3.3	1.9	2.4	60	48	45	40	20	15
Sora	6	110	11.9	7.5	3.6	2.2	2.4	72	48	50	40	24	20
Oshidori/Kotobuki/Suehiro	6	53	6.8	7.8	3.3	0.9	2.4	50	36	30	30	15	12