

**UniLodge**

D2

*Where I want to be*

2021

**RESIDENT  
HANDBOOK**

22 ORR STREET, CARLTON VIC 3053

# WELCOME

## To UniLodge D2

We trust that your stay here will be both enjoyable and productive. UniLodge is aware that you are not only here to enjoy yourself but also to study, and we understand that at times you will be under pressure to complete assignments.

The Resident Handbook is designed to ensure that everybody understands the building and observes the Rules of Occupancy so that all residents can enjoy their stay. It also forms an important part of your lease terms and obligations.

Most of the issues in this Resident Handbook are based on common sense and many have already been explained during your check-in. The regulations are designed for your COMFORT, SAFETY and SECURITY.

We hope that this handbook will be useful to you in answering any questions and in assisting you with the most common problems that may occur.

UniLodge prides itself on developing an atmosphere that provides our residents with the greatest opportunity to maximise their success, enjoyment and experiences from their time living and studying in Melbourne.

***Enjoy your stay!***

## UniLodge Resident Services Hub

Get started on the right track by downloading our FREE student app in the Google Play store or from App Store now! If you want to know what is happening around your building and to join us at events, this is a **MUST HAVE!**



# CONTACT DETAILS

## Important Contacts

UniLodge Office / Reception	+61 3 8352 5500
Email	<a href="mailto:d2@unilodge.com.au">d2@unilodge.com.au</a>
After Hours / Residential Advisor	0416 846 032
Emergency - Police, Fire, Ambulance	dial 000

## Mail

Your postal address is  
**(Your Name)**  
**(Your Apartment Number) /22 Orr Street**  
**CARLTON VIC 3053**

Your mail will be delivered to your private mailbox which is in the mailroom. The mailroom is located within the building located near the stairwell. When entering the building walk straight and the mailroom will be on your right. Refer to the highlighted diagram.



If your mail does not include your name or apartment number, it will cause delays in delivery and may result in mail being returned to sender. A mailbox key will be provided to you at your check-in appointment.

If you are expecting items that will not fit in your letterbox, please ensure when you order that you put your mobile number on the order. If you are not home to collect the item, the delivery driver will leave a card at the front door advising you how to collect your parcel. If the reception is open, we are happy to sign for your parcel and arrange for you to pick it up when you arrive home.

The closest Australia Post Office is located in the University of Melbourne in the Union building.

## Suggestions and Complaints

Should you at any time have any suggestions or complaints, please contact:

Property Manager Operations

UniLodge D2

22 Orr Street

Carlton VIC 3053

Email: [d2@unilodge.com.au](mailto:d2@unilodge.com.au)

Our grievance policy outlines steps for making a complaint at Unilodge. Please ask reception if you require a copy.

We have been appointed by the Owners of the apartments to manage the day to day operations of the building.

We have also been appointed by the owner of your apartment to manage the lease and tenancy on the apartment.


## Resident Life

Connecting you to services, people and places is just one of the important roles we play here at UniLodge. So, whether you want to connect with other residents, the local community, or just know the best places to 'hang out' we can help you. We want to assist you wherever possible to fit into your home as quickly, safely, and securely as possible so you can get on with the job of studying and enjoying your time here.

At UniLodge we strive to provide community-based support. One of the big advantages of living in a community is that there is always someone there. If you become worried or concerned over anything the sooner, you discuss it the sooner we can connect you to someone who can help. You can be assured of a sympathetic ear, regardless of the size or nature of your problem. Your privacy is paramount, and confidences are kept

As a new Resident you may experience difficulty adjusting to:

- The transition from school to tertiary education / university life
- A different education system and different demands
- Living away from home and being wholly responsible
- Being away from the support of family and friends
- Settling into city life, a new state or a new country
- Language barriers
- Lifestyle and culture changes
- Finding your way around i.e. transport, clubs, churches etc
- Setting up bank accounts



## Your Customer Service Team

No matter what your inquiry, question or requirement, our staff will be happy to assist and help you wherever they can.

Please feel free to pop by reception and we will be happy to give you the information you need. Anyone affected by illness, accident or death of a relative or friend, should talk to the manager at reception. If necessary, we can connect you to the appropriate counsellors for further support.

Our staff will not only assist with questions and queries you may have regarding the complex, but they also have a wide range of knowledge concerning the local area, medical assistance, travel, and general information. They are always there to help you.

Please come and see us even if it's only for a chat! UniLodge wants your stay to be an enjoyable and memorable experience. We want you to achieve your goals, but to also gain independence, confidence, useful abilities, and resourcefulness.

## Your Residential Advisor Team

Our Residential Advisors are students themselves and know what it is like to live away from home. They can help with a number of different inquiries.

Dedicated Residential Advisors are on hand after hours to help look after your welfare and safety. They have experience of and understand what it is like to live and study away from home. When the reception is closed, a Residential Advisor will be on duty to assist with your needs. These Residential Advisors will work closely with UniLodge Management relaying all issues that arise within the building.

Residential Advisors are UniLodge employees and extremely important members our team. Any requests or directions made by the Residential Advisors should be adhered to.

From time to time the opportunity arises for UniLodge to hire new Residential Advisors. If you are interested in becoming a Residential Advisor, please speak to our management team.

No matter what your inquiry, question or requirement, our Residential Advisors will be happy to assist and help

# PAYING YOUR RENT

---

In accordance with your residential tenancy agreement, your rent is to be paid in advance at all times.

## **PAYMENT IS VIA ONE OF THE FOLLOWING METHODS**

Please be aware that we do not accept personal cheques or cash.

### **DIRECT DEPOSIT**

Direct Bank Deposit at any *Bank of Melbourne* bank or Internet Banking Transfer to:

Bank Name	St. George Bank Ltd / Bank of Melbourne
Account Name	UniLodge D2 Rental Trust Account
BSB	113-879
Account No	057-942-568
Reference	<b><i>Your apartment number example - 101 Rent</i></b>

If you are making an International Transfer, please use the below Swift Code

Swift Code            SGBLAU2S

If you are paying your rent by direct deposit, then please note that you should transfer your payment **at least 3 business days** prior to the date it is due.

If you are paying by International transfer, please allow up to 7 days for the funds to reach our account.

### **EFTPOS OR CREDIT CARD**

This is available at UniLodge D2 reception

Surcharges may apply for this payment method.

### **WECHAT; ALIPAY; BESTPAY**

This method is available using the app on your phone and our UniLodge D2 QR code.



# SETTLING IN

---

We understand that as students coming from overseas to reside and study in a new country you may experience a certain amount of 'culture shock'.

The people, the weather, the food, the buildings, will be new and may seem different in the beginning. It may take you a little time to get used to your new surroundings and a feeling of homesickness and/or loneliness is not unusual.

Many new students, including Australian students, are living away from their family and friends for the first time so we encourage you to become involved in resident activities and events. This can help build your network of new friends and hopefully make you begin to feel more 'at home'.

There are many different nationalities represented at UniLodge. If you are having difficulty settling in or are experiencing language barriers, please see our friendly staff. We are here to help you. For after-hours assistance, we have Residential Advisors on site who can help you with security problems, issues relating to your apartment and any other emergencies. For general questions or queries you have it is best to speak to the office during business hours.

Every building has rules. The Owners Corporation (which is made up of all the owners of the apartments) has set the rules for the building (not UniLodge). All residents must comply with these rules. You will have received a copy of these rules with your confirmation email. If you would like a further look at these rules, please see us in the office.

We hope that you enjoy your stay here at UniLodge D1. If you have any questions after reading this handbook, please do not hesitate to see reception and we will assist you in any way we can.

## Social Support

At UniLodge we organise social activities throughout the year and you are encouraged to attend these activities as they provide the ideal opportunity to get to know the UniLodge team and most importantly, other residents within the building. Participating in the organised social events will assist in overcoming any loneliness you may experience and give you an opportunity to make friends and develop long lasting relationships that will enrich your experiences here at UniLodge and your time spent as residents. You need to make sure you have downloaded and accessed the UniLodge Student APP to register for our social events. Please feel free to talk with reception should you have any suggestions or queries.

## Eligibility of Residents

All Residents must be students enrolled in an approved educational facility within Melbourne. Should your circumstances change, and you no longer remain a student, your stay in UniLodge may be compromised. All international students must have a valid visa. All Residents must sign a Residential Rental Agreement which is a legally binding document.

Please see the management team to discuss any changes to your eligibility.



# SETTLING IN

---

## Get to Know Your Neighbours

Here are some handy hints towards getting to know and living happily with your neighbours:

- Introduce yourself to your neighbours and have conversations with them whenever you can – don't be shy, you may have lots in common!
- Respect others' sleeping and studying habits by not creating excessive noise
- Don't leave your belongings lying around in shared areas
- Clean up after yourself
- Don't use other people's things without asking
- Have consideration and respect for others in all facets of life
- Remembering that all residents of UniLodge are students. You could assist each other with study and/or have study groups together
- Suggesting social activities that you and your neighbours could attend together within, or outside of UniLodge may be a great way to make new friends and meet more people!

## Personal Problems

Please talk to us if you are experiencing any difficulties, personal issues, study problems or anything that may be getting you down. Our team is here to support you and provide guidance, assistance and referral where necessary. We have connections with University counsellors (for University students) or community provided health specialists, should you require specialist support.

## Financial Problems

If you are experiencing any financial difficulties, please speak to us. Often, these difficulties can be managed by the implementation of a financial plan. In addition, Universities have their own Student Financial Services Unit usually managed by a Student Services department.

Please advise us if there will be a delay with your rent being paid on time. We understand that financial problems can occur. Communication is the key – talk to us so we can work out a plan together for ensuring you are able to meet your commitments. Hiding does not make the issue go away



# COMMUNITY SPIRIT PROGRAM

---



Community Spirit is an integrated, contemporary, residential life program, run by UniLodge for our residents. It is designed to support and bring out the best in each resident through the activities carried out by the Management Team including the Residential Advisors.

We promote a culture of mutual respect and tolerance. We embrace and celebrate diversity. We aim to provide opportunity for cross-cultural understanding and friendship so EVERYONE feels respected, valued, looks out for one another, shares a sense of family, friendship and belonging.

It offers a balanced program of activities that supports resident life across many dimensions such as: standard of living and quality of life as a whole, mental and physical health, academic and personal achievements, personal and social relationships, safety and security and community connectivity.

## **What Types of Activities Underpin the Community Spirit Program?**

- Socially responsible activities such as getting residents involved in raising much needed funds for a charity such as Movember, or participation in community activities.
- Barbeques and nights full of entertainment which encourages integration, fun and friendship.
- Trips to Aussie fun spots - go surfing, indoor rock-climbing, bike riding to great Australian icons.
- Educational and special interest forums, seminars and focus groups.
- Life skill sessions such as budget workshops, interview skills, and resume writing workshop.
- Games nights and movies nights.
- Sporting activities such as netball, basketball, footy, cricket – it's up to you!
- International parties and cultural activities.

Attending and signing up for events is easy. You simply download our student app via the Google Play Store or App store and register to keep up-to-date with what's going on in the building and across the UniLodge group. Some events require the purchasing of a ticket (usually at a heavily discounted rate from the original cost) and some events are absolutely FREE!

**To keep up to date with Community Spirit make sure you log into our student app**

# YOUR SHOP

---

UniLodge residents don't have to worry about bringing sheets, pillows, pots or pans, and electrical appliances with them - our online shop, Your Shop is a fabulous way to ensure that everything you need is sitting ready and waiting when you arrive, and available for purchase throughout your stay with us at UniLodge.

Here's what one of our current residents had to say about Your Shop:

***"I am satisfied with my product. It was very good value for money, & having everything already in my apartment when I moved in was a great relief."*** – Tom, UniLodge @ Resident

Offering a great variety of products, our prices are highly competitive and certainly comparable to High Street shops and supermarkets in Australia, and residents have compared the quality of our linen to that of a 5 Star Hotel!

Visit [Your Shop](#) now and order today!



# RIGHTS AND RESPONSIBILITIES

---

This handbook contains the Rules of Occupancy and forms, along with your Residential Tenancy Agreement the terms and conditions you agree to abide by during your stay at UniLodge.

## Resident Rights and Responsibilities

- You have the right to access an apartment that is fit to live in, in a good state of repair and complies with health and safety regulations.
- You have the right to peaceful enjoyment of the premises and a secure environment.
- Pay the rent by due date and through the agreed method of payment.
- Do not use the premises for illegal purposes.
- Do not cause a nuisance or interfere with the reasonable peace, comfort, or privacy of a neighbour.
- Keep the premises and inclusions clean.
- Be responsible for your guests' behaviour. Do not intentionally, maliciously or negligently damage, or allow anyone else to intentionally, maliciously or negligently damage the premises, inclusions or common areas.
- Report to UniLodge on Campus any damage to the premises.
- Pay applicable charges as outlined in the Residential Tenancy Agreement.
- Abide by the terms of the Residential Tenancy Agreement and rules and regulations of the building detailed in this handbook.
- Only use the premises for residential purposes.

## Landlord Rights and Responsibilities

- To issue notices of breach to Residents who break the terms of The Residential Tenancy Agreement/Resident Handbook and/or cause damage to any parts or inclusions of the building and/or cause inconvenience to others.
- To issue a notice to vacate to residents defaulting on their rent payment/s.
- To issue a breach notice to Residents who fail to comply with the terms and conditions of the Residential Tenancy Agreement and building regulations.
- To inspect the condition of the apartment during reasonable hours, after issuing a notice to inspect.
- To maintain rules and regulations (permitted by law) regarding the prohibition of smoking, alcohol consumption and the use of illegal drugs within the premises.
- To make sure the apartment is clean and fit to live in at the start of the agreement.
- Provide a reasonable level of peace, comfort and privacy in the premises.
- Ensure the premises are reasonably secure.
- Ensure compliance with laws regarding the health and safety of persons using or entering the premises.
- Maintain the premises and inclusions in good repair and keep common areas clean.

# GENERAL RULES

---

## Behaviour

Unacceptable behaviour includes interfering with another person's living conditions or personal security. Unacceptable behaviour is taken very seriously by UniLodge and will be dealt with by Management accordingly. Repeated offences by a Resident could constitute grounds for early termination of their Residential Tenancy Agreement, however, they will still be held responsible for rental until the apartment is re-let.

## Noise Levels

No excessive noise is permitted after 9:00pm to 7:00am. Noise disturbances can potentially lead to eviction and/or legal prosecution. Residents are here to study, please use **common sense** and **consideration**.

## Balcony

If your apartment has a balcony, please ensure you DO NOT smoke in this area. Please also refrain from throwing items over the railing. Not only is this dangerous, it causes a nuisance to people below you.

## Smoking

**Smoking is NOT PERMITTED anywhere inside the building including balconies or common area terraces.**

## Alcohol

Alcohol is NOT PERMITTED in the common rooms.

## Drugs / Illegal Substances

The use of, or being under the influence of, or in possession of any illegal substance in the building is strictly forbidden. This means that under NO circumstances are any illegal substances permitted within the complex. Failure to comply with this rule will result in eviction.

If you feel you are becoming addicted to drugs (or know somebody in the building who is), please talk to Management. We are here to assist in every way possible. We can put you in touch with people who can help you.

## Insurance

Tenants acknowledge the landlord's insurance DOES NOT provide cover for the tenant's possessions. Your rent provides you with contents insurance to a limited value of \$3000. If you require more cover, we can assist you with taking out an additional insurance policy at your own cost.

## Intruders

If you see anyone behaving suspiciously, call the Management Team or if it is after hours, the Residential Advisor duty immediately and watch the person or persons from a distance, but do not put yourself at risk.

- Under no circumstances give access to unknown person/s.
- Respect others privacy by referring visitors to reception or the Residential Advisor.
- Do not give out another resident's apartment number to others.

If in doubt – please contact UniLodge Management or the on-duty Residential Advisor

## **Building Security**

All Residents and visitors agree to be bound by the security regulations or as instructed by Management.

- Your apartment door is self-locking. When you enter your apartment, your door is locked as soon as it closes.
- Under no circumstances must residents loan out their building entry card or any apartment keys.
- Residents are responsible for the behaviour of their visitors and must understand that visitors are also bound by all the building rules whilst in the facility.
- Residents should NOT allow access into the building to person/s unknown

## **Access to Other Apartments**

Entering another Resident's apartment without consent will result in the same action as a member of the general public entering anyone's home without approval. That is, offenders may be detained and charged with trespass by the appropriate authorities. To prevent trespassing and, in particular theft, all Residents should keep their doors closed regardless of whether or not they are in their apartment.

# KEYS AND LOCKOUTS

---

## **Keys**

Keys should be carried with you at all times.

Each apartment has its own individual restricted series key – which means it cannot be copied unless authorised and ordered by UniLodge.

## **Replacement Keys**

A fee of \$165 will be charged to replace a lost or damaged key.

A fee of \$110 will be charged to replace a lost or damaged proxy card.

Replacement mailbox keys are \$75 each.

Please note this fee is subject to change.

## **Proxy Cards**

Your proxy card will give you general building access. To open a door or use the lift, hold your proxy card against the proximity sensor box.

## **Replacement Proxy Cards**

To replace a lost proxy card, or if the proxy card is not returned at the end of tenancy, a fee of \$110 will be charged.

## **Lockouts**

A lockout fee will apply should you lock yourself out of your apartment and you require a spare key for access.

- A \$30 charge applies during office hours
- A \$75 charge applies after office hours

Please note the above prices are subject to change

# SMOKE ALARMS AND EMERGENCY PROCEDURES

---

## Emergency Fire Procedures

- ASSIST ANY PERSON IN IMMEDIATE DANGER, ONLY IF SAFE TO DO SO
- CALL THE FIRE BRIGADE ON 000
- EXTINGUISH THE FIRE IF SAFE TO DO SO
- EVACUATE TO THE ASSEMBLY AREA – DO NOT USE LIFTS IF THERE IS A FIRE
- REMAIN AT ASSEMBLY AREA UNTIL AUTHORISED PERSONS CAN UPDATE YOU ON WHEN YOU CAN RE-ENTER THE BUILDING

## Smoke Detector and Alarm

Smoke detectors and alarms are located throughout the building including inside your own apartment. Please take note of the following:

- The smoke detector in your apartment is connected to the automated fire alarm system.
- Never cover or remove your smoke detector in your apartment, as this will put everyone else in the building at risk. The Metropolitan Fire Brigade may also fine you. This is a serious breach and if you are caught tampering with the smoke detector, there are severe penalties which may result in eviction and legal action being taken against you.
- The smoke detectors in the apartments are very sensitive. If you set the alarm off in your room, and there is NO fire, you need to clear any smoke from your room by turning on your rangehood above your stove, turning on your airconditioner and opening your window or balcony door. DO NOT open your front door and allow smoke into the common area hallway. This will set off the building alarm triggering the Metropolitan Fire Brigade to attend.
- Common area alarms are connected directly to the Fire Control Panel, which relays the call to the Fire Brigade automatically when activated. If you are cooking or boiling water and the smoke or steam activates the alarm you will be liable for any costs from the fire brigade - \$3000 minimum charge.

### **DO NOT TOUCH OR COVER THE SMOKE DETECTORS**

Note: As already stated in your Residential Tenancy Agreement, residents causing false alarms will be responsible for paying the heavy fines imposed by the Fire Brigade for call outs. False alarms include those caused by tenant negligence in the event of accidentally setting off the common area alarms.



# EMERGENCY EVACUATION PROCEDURES

In the event of an emergency where UniLodge needs to be evacuated, you need to ensure you are familiar with your evacuation plan. Each floor level has a copy of this plan located near the elevator. Please **DO NOT** use the elevator in the event of an emergency. You can evacuate using the fire stairs.

## EMERGENCY EVACUATION PLAN

GROUND FLOOR  
UniLodge D2 on Campus  
22 Orr Street, Carlton

LOCALITY PLAN

<p><b>LEGEND</b></p> <ul style="list-style-type: none"> <li> EXIT SIGN</li> <li> DRY CHEMICAL FIRE EXTINGUISHER A:B (E) CLASS</li> <li> 36m FIRE HOSE REEL (in cupboard)</li> <li> DIRECTION OF TRAVEL</li> </ul>	<ul style="list-style-type: none"> <li>• CALL 000 FROM NEAREST PHONE. BE PREPARED TO GIVE NAME &amp; No. OF STREET, SUBURB &amp; NEAREST CROSS STREET.</li> <li>• EVACUATE FROM BUILDING AS QUICKLY &amp; SAFELY AS POSSIBLE.</li> <li>• CLOSE DOOR BEHIND YOU TO PREVENT SPREAD OF FIRE &amp; SMOKE.</li> <li>• DO NOT USE LIFTS</li> <li>• CRAWL LOW TO AVOID SMOKE &amp; HEAT.</li> </ul>	<ul style="list-style-type: none"> <li>• ALERT OTHERS AS YOU EXIT BUILDING.</li> <li>• PROCEED TO DESIGNATED ASSEMBLY AREA</li> <li>• DO NOT RETURN TO BUILDING UNTIL SAFE TO DO SO</li> </ul>	<p style="font-weight: bold; font-size: large; margin: 0;">SAFETYCOM</p> <p style="font-size: x-small; margin: 0;">BUILDING SAFETY COMPLIANCE</p> <hr style="border: 1px dashed black;"/> <p style="font-size: x-small; margin: 0;">"THE SAFETY OF PEOPLE TAKES PRECEDENCE"</p>
---	--	--	---

POISONS HOTLINE 13 11 26

IN CASE OF EMERGENCY CALL 000  
FIRE, AMBULANCE, POLICE

# GENERAL INFORMATION

---

## Cooking

Cooking is permitted inside your apartment in the kitchenette area provided. We recommend you use the rangehood exhaust fan at all times. Any cooking which triggers the smoke alarms resulting in the attendance of the Metropolitan Fire Brigade will be charged for all associated costs. Rangehoods are fitted with filters which can be removed for cleaning. We recommend this is done on a monthly basis at a minimum.

## Garbage

Rubbish bins are located in the garage on the ground level; access to the bins is via the garage door next to the elevator. Please ensure you place your garbage in the green bins. For health and safety, we ask that you do not place garbage in the stairwells or on the floor in the garage.

Please consider the environment and dispose of all rubbish thoughtfully.

## Maintenance

UniLodge D2 employs maintenance contractors to attend to any damage or problems that occur on the premises. The Resident is liable for all damages or loss caused by negligence or misuse, and will be charged for any costs associated with rectification including labour.

If you have **emergency maintenance**, please call us as soon as you find the problem. If it is afterhours, please call the Residential Advisor on 0420 883 557.

For all **general maintenance** items, please send us an email to [d2@unilodge.com.au](mailto:d2@unilodge.com.au).

Provide as much information as possible including photos.

Remember that it is your responsibility to change light bulbs and batteries if they expire during tenancy.

Maintenance contractors will attend to maintenance during business hours. If you are not home, they will gain access with the master key.

**PLEASE NOTE: Non-urgent repairs require approval from your landlord before we can arrange maintenance.**

## **Furniture and Equipment**

The furniture, and other items provided in the apartments and common areas are to be used for the purposes which they are designed for.

The Resident is not permitted to make any alterations or additions to the apartment or the furniture and equipment within the apartment, unless the request has been given in writing and approved by the Landlord.

It is expected that all care will be taken to avoid damage to fittings inside the apartment. This includes carpets, blinds and furniture.

Residents are asked not to remove from their apartment any item, furniture or equipment that has been provided by the apartment owners. Please do not store any furniture on your balcony. Items in common areas are not to be moved or taken to your apartment. If you move the furniture about during your stay, we ask that you return it to its original location within the apartment prior to your departure.

## **Walls, Doors and Windows**

Residents must submit a written request including diagram to hang or install anything onto the walls and doors for approval by your Landlord. Hanging items in common or shared areas including the front of apartment doors and windows is strictly prohibited. Please note you can purchase hooks that do not damage the walls from your local supermarket or hardware store.

No item is to be hung in or attached to your window. Clothing can be hung on a clothes horse in your apartment or can be dried by using the dryer in the laundry. Any item placed in your window is a direct breach of your tenancy agreement.

## **Carpet**

Vacuum hire is included in your rent. You can hire the vacuum at any time. The vacuum is stored in the locked laundry cupboard. You can access this cupboard using your fob. There is a 30 minute limit, and late returns will attract a non-refundable charge. Should the vacuum not work, we ask that you notify reception who can assist with its repair.

## **Pets**

Under no circumstances are you permitted to bring pets and animals into the complex.

## **Requests of the UniLodge Team**

Residents must comply with all reasonable requests from UniLodge Management, Residential Advisors and support staff.

## **Cleaning**

It is expected that you will keep your apartment clean and tidy at all times in accordance with your tenancy agreement. This includes regular scrubbing of the bathroom (including the toilet) and kitchen area, as well as removal of all rubbish daily. Failure to do so can result in breach notices being served and cleaning costs passed on to you.

## **Roller Blinds**

You will find a chain on the side of the window or sliding door. Pull the chain gently and smoothly from directly underneath to raise or lower your window blinds. These chains are sensitive and all due care should be taken to ensure the chain is not pulled off the roller.

## **Common Areas**

Residents must not interfere with or damage any common property or equipment, nor leave anything on or obstruct the use of common property. Should the resident or their guests cause damage, they will be liable for the cost of rectification.

The first floor lounge has a large TV screen, Netflix and gaming console available for use by all residents. The lounge is also used for movie nights and other regular social events. There is a quiet study area on level 2 which is available to all residents.

## **Common Area Cleaning**

The regular cleaning of your common areas will assist you in maintaining a comfortable living environment. The cleaner's duties do not include tasks that are your responsibility such as:

- Washing personal laundry.
- Removing rubbish and placing it in the bins provided
- Picking up any items on the floor.

Any item left out in any common areas will be disposed of. Any additional cleaning required will be charged out to the resident responsible. This can be but is not limited to removal of takeaway food containers, cleaning up personal belongings, cleaning of carpets.

## **Laundry Room**

There are 4 washing machines and 4 dryers located in the laundry on the first floor. It costs \$4 to use the washing machine and \$4 to use the dryer. There is also an iron and ironing board in the laundry for your use. Please note any clothes left in the laundry will be removed and disposed of.

## **Bicycle Storage**

Bicycles are not to be brought into any apartment. Bicycles must be stored in the allocated area. Please ask Reception for details.

## **Holidays / Vacation**

Residents should visit Reception to complete a 'Vacation Form'. Please notify Reception if you will be giving anyone access to your apartment while you are away.

## **Telephone**

There is no apartment phone provided at UniLodge D2. We recommend all residents use their mobile phones for telephone calls. The phone in your apartment is used for the intercom. Please make sure it is plugged in so that visitors and delivery people can contact you.

UniLodge D2 employees will not reveal a Resident's telephone number / extension to outsiders. We ask that all Residents follow this practice to protect the privacy of other Residents.

## **Internet**

You are provided with an internet login upon check-in to your apartment. You have unlimited of internet data included in your rent per month. If you require more data, you can purchase a top up via the portal online. You have a port in your room which you can connect to using an ethernet cable. You also have access to the building wi-fi.

## **Photocopying / Printing**

Photocopying and printing is available at reception during business hours. Please speak to our team regarding any costs associated with this service.

## **Sexual Harassment**

Sexual Harassment contravenes Australian legislation and occurs where:

- A person subjects another person to an unsolicited act of physical intimacy; or
- makes an unsolicited demand or request (whether directly or by implication) for sexual favors from the other person; or
- makes a remark with sexual connotations relating to the other person; or
- engages in any other unwelcome conduct of a sexual nature in relation to the other person;

And the person engaging in the conduct described above does so:

With the intention of offending, humiliating, or intimidating the other person; or in circumstances where a reasonable person would anticipate the possibility that the other person would be offended, humiliated or intimidated.

The Anti-Discrimination Act makes discrimination unlawful on grounds including:

**gender, race, age, sexual preference, physical, religion, political belief or activity.**

UniLodge is a friendly and supportive community, and it is expected that residents will be pro-active in ensuring that it remains so.

If you think you have been subjected to any form of discrimination please contact the Manager.

## **Workplace Health and Safety**

Under the Occupational Health and Safety Act, UniLodge D2 is recognised as a workplace which puts responsibilities on both UniLodge Management and residents. As residents you must not be negligent in terms of causing or contributing towards an accident eg. Preventing access into or out of the building by leaving personal articles or rubbish blocking thoroughfares including exits, or interfering with any fire safety notice or equipment.

At no times are Residents to use the fire stairs as a form of access in and out of the building unless instructed to do so by UniLodge Management. Fire stairs and fire doors are only for evacuation purposes in an emergency. It is an offence to use these areas at any other time.

## **Privacy**

Your privacy is important to us. Our privacy policy clearly outlines how we handle all confidential material. You can view our privacy policy on our website.

# GETTING AROUND MELBOURNE





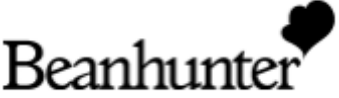
Melbourne is one of the most liveable cities in the world and is well known for its festivals, parks, sporting events and café culture. For more information on Melbourne or to check out local events visit [www.thatsmelbourne.com.au](http://www.thatsmelbourne.com.au)

Getting around Melbourne is easy with Melbourne Central Station located 15 minutes by walking or 7 minutes by tram down Swanston Street. From here you can catch all metropolitan and interstate trains.

Trams run along Swanston Street and Victoria Street which are both close to UniLodge. Trams on these lines head to all suburbs including the CBD.

Information on public transport can be obtained from: [www.ptv.vic.gov.au](http://www.ptv.vic.gov.au)

## Useful Apps

<p>Embark - <a href="http://getembark.io/">http://getembark.io/</a></p> 	<p>Healthengine - <a href="https://healthengine.com.au/">https://healthengine.com.au/</a></p> 
<p>Spotcycle - <a href="http://www.spotcycle.net/">http://www.spotcycle.net/</a></p> 	<p>Localscope - <a href="https://cynapse.com/localscope/">https://cynapse.com/localscope/</a></p> 
<p>Beanhunter - <a href="https://www.beanhunter.com/australia">https://www.beanhunter.com/australia</a></p> 	<p>Stocard - <a href="https://stocardapp.com/">https://stocardapp.com/</a></p> 