
EASTHAMPSTEAD PARK

Wokingham

CONFERENCING, MEETINGS, TRAINING & EVENTS



The Mansion House

Nestled in 80 acres of woodland and manicured gardens and with its Grade II-listed Jacobean architecture the Mansion House has a range of versatile meeting rooms and provides the perfect backdrop for professional events.

- 92 Bedrooms & Suites, split across main Mansion House and Hepburn House
- Extensive grounds & gardens, perfect for Team Building, Outdoor Events and BBQ's
- Lounge Bar
- Terrace Restaurant
- Grill 1864 for Private Dining
- East Park Gym with outdoor training area
- Canopy Yoga studio
- Downshire Suite Ballroom
- Maximum capacities: Theatre 160, Cabaret 80, Banquet 110
- Downshire Suite extends into Tawney Bar, Orangery, Festooned Flexi Tent with seating and Pavilion Gardens
- 8 further meeting rooms
- 200 complimentary car parking spaces
- Electric vehicle charging points



Room Name	Theatre	U Shape	Boardroom	Classroom	Cabaret	Banquet	Horseshoe	Reception	Dimensions (m)	Area (m)
Downshire	160	40	-	60	80	110	-	200	17.9 x 7.7	137.9
Tawney/Orangery	-	-	-	-	-	-	-	70	18.5 x 8.0	148.2
Sandys	50	30	22	20	30	-	30	-	8.7 x 8.5	74.0
Trumbull	100	52	18	50	72	-	60	-	16.4 x 8.0	131.2
Wylie	30	16	20	18	20	-	16	-	7.0 x 6.1	42.7
Harwich	30	18	20	24	30	-	18	-	10.0 x 6.0	60.0
Fairford	30	18	20	24	30	-	18	-	10.0 x 5.8	58.0
Hurd	24	16	16	12	20	-	18	-	7.1 x 6.1	43.3
Hill	20	12	12	12	12	-	14	-	6.0 x 5.4	34.2
Pope	40	16	18	16	32	40	24	-	8.9 x 7.0	62.3

LAYOUTS



Mansion House Rear



Downshire Ballroom



Downshire Suite - Orangerie



Downshire Suite Pavillion Gardens with Flexi Tent



Trumbull Meeting Room

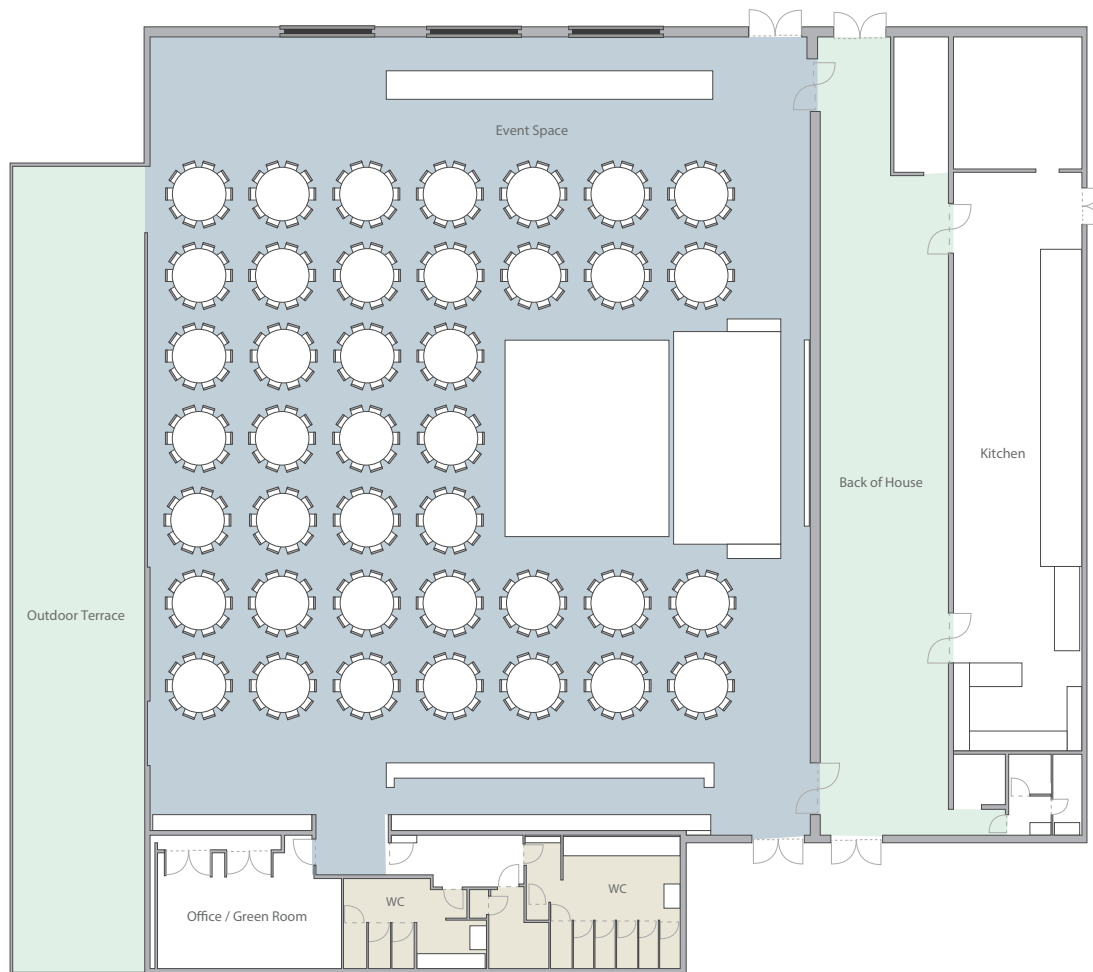


The King Suite

EASTHAMPSTEAD PARK HOTEL

At the heart of Easthampstead Park is the King Suite, a brand-new purpose-built venue designed for large events including conferences, product launches, exhibitions, awards dinners, festivals and gaming events. The King Suite offers a modern meeting space complete with state-of-the-art technology and extensive private grounds for team-building and entertaining.

- W30m x D25m x H7.5m (750sqm)
- Ceiling height 5m – 8m
- Maximum capacities: Theatre 500, Cabaret 400, Banquet 480, Reception 500
- Ground floor level for accessibility and vehicle access (up to 2.5 tonnes)
- Covered woodland walkway with festoon lighting
- Natural daylight with bi-fold doors
- Outside terrace with seating set in private gardens
- Induction buffet stations & 12m long bar
- AV system including 7m x 4m Video Wall,
- Speakers & Full Lighting System + pre-sets
- Starlight ceiling & LED dance floor
- Stage blocks up to 10m x 4m
- Blackout blinds
- Full Heating and Cooling System
- Three phase power
- Dry hire available with fully equipped kitchen
- Cloakroom & Restrooms
- 200 complimentary car parking spaces



Room Name	Theatre	U Shape	Boardroom	Classroom	Cabaret	Banquet	Horseshoe	Reception	Dimensions (m)	Area (m)
King Suite	500	-	-	-	400	480	-	500	25m x 30m	750m2



King Suite



King Suite Covered Walkway with Screen



King Suite Terrace



King Suite Theatre Style



King Suite Banquet Style



Mansion House Lounge



Mansion Staircase



Hotel Bar




Grill 1864




Mansion House Bedroom



Mansion House Suite



East Park Gym



Canopy Yoga & Wellness Studio



Directions to Easthampstead Park

By Road:

Easthampstead Park is easily accessible from the M4, M40 and M3 motorways.

From the M4: Exit at Junction 10 and follow signs for Bracknell (A329(M)). Continue on the A329 and take the exit for the A3095 towards Wokingham. Follow signs to Easthampstead Park.

From the M40: Exit at Junction 4, take the A404 towards Maidenhead. Continue and pick up the M4 at Junction 10. Follow directions as for M4 above.

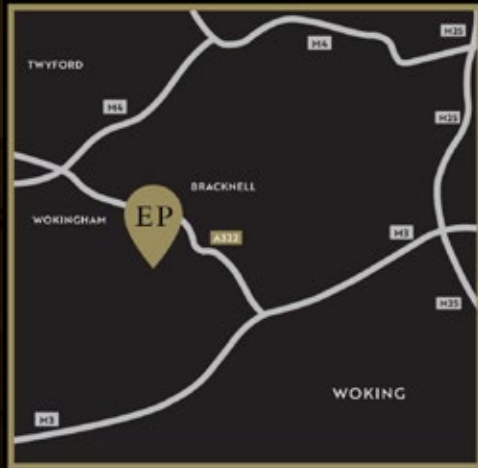
From the M3: Exit at Junction 3, take the A322 towards Bracknell, then follow the A3095 towards Wokingham. Easthampstead Park is well signposted.

By Rail:

The nearest train station is Wokingham Station, which is approximately 3 miles away. Bracknell Station is also nearby (about 4 miles). Both stations are on the South Western Railway line, with regular services from London Waterloo and Reading. The Elizabeth Line also runs from Reading and nearby Twyford (8 miles)

By Public Transport:

From Wokingham or Bracknell Station, you can take a taxi or use local bus services. Bus routes serving the area include the Courtney Buses and Thames Valley Buses, which have stops within a short distance of the venue. Check local timetables for the latest schedules.



EASTHAMPSTEAD PARK

Off Peacock Lane
Wokingham, RG40 3DF

01189 74 75 76
sales@eastpark.co.uk
www.eastpark.co.uk

ACTIVE
- HOSPITALITY -