


LITTLE QUACKERS MENU



For children 12 and under



Breakfast \$8.50

Served from 7 a.m. - 11:30 a.m. Drink included.

Scrambled Eggs
with bacon & toast

Pancakes
with bacon & maple syrup

Lunch & Dinner \$10

Served from 12 p.m. - Close. Drink included.

Grilled Cheese
with fries

Spaghetti
with butter

Spaghetti Bolognese

Chicken Tenders
with fries

Drinks


Milk
plain or chocolate

Juice

Soft Drinks



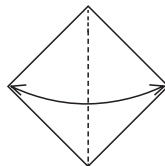
tear
here



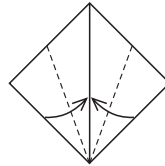
Peabody Duck Origami

Make your menu a Peabody duck. Notice how the paper is first pleated before folding the model in half. By pulling each segment outward and pinching it, you can change the expression, or attitude of your model.

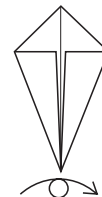
01.07.21



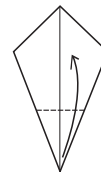
1. Fold in half, corner to corner, & unfold.



2. Fold to edges to meet at the crease.



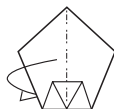
3. Turn over.



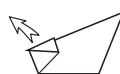
4. Fold up the bottom corner.



5. Fold corner to the bottom edge.



6. Mountain fold in half.



7. Pull up the neck.



8. Pull up the beak.



9. Finished duck.

