



MVC EAGLE BEACH
ARUBA

SUSTAINABILITY REPORT

2022

We at MVC Eagle Beach Resort recognize the significant role we play in sustaining the natural beauty of Aruba for the present and future of our community and guests. We are committed to achieving the best practice in environmental and social sustainability and have partnered with EarthCheck and Travelife, the world's leading benchmarking and certification providers. MVC Eagle Beach Resort has achieved the EarthCheck Platinum status and is certified Gold by Travelife.

This report is a comparison of the water, electricity, LPG, and diesel consumption for 2022, 2021, 2020 and 2019. To obtain an accurate comparison, results of 2019 (pre-covid) were included in the comparison. Waste production at MVC is also compared for the aforementioned years.

In addition to these, significant contributors to sustainability are labor standards, human rights, and social contributions. These aspects have also been included in this Sustainability Report.

Reporting period: 1st of January to the 31st of December 2022.

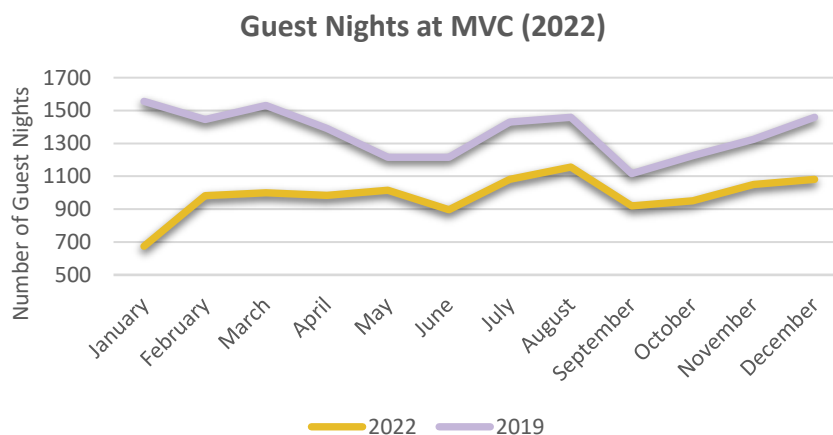
This report was produced by Jade Maxwell (Quality Assurance Manager) and written in February 2023.

The last report was circulated on the 18th of November 2022.



Measured Parameters

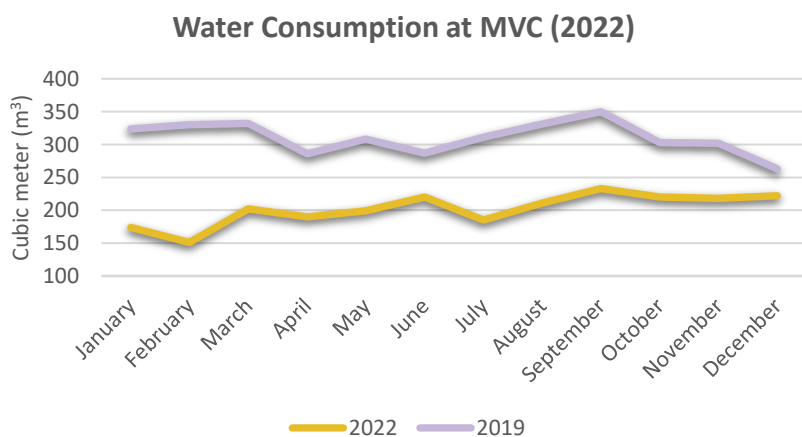
Considering the COVID-19 pandemic, the measured values were mentioned; however, these values were not used in the comparison as they do not reflect traditional usage/consumption due to circumstances.



<i>Guest Nights</i>	2019	2020	2021	2022
<i>Total</i>	16,371	4,727	5,535	11,788
<i>Compared to 2022</i>	-27%	149%	113%	

The Guest Nights is a benchmark for the total number of people staying overnight at the resort, day guests, and non-resident guest covers. It is used as a marker for the comparison between the years, to determine if the consumption/production correlates with the total Guest Nights. According to A.T.A., stay-over visitors to Aruba recovered 96% in 2022 when compared to 2019. This has led to a recovery in the number of Guest Nights at MVC, with a difference of 27% between 2022 and 2019.

Water Consumption



Consumption (m³) / Guest Night

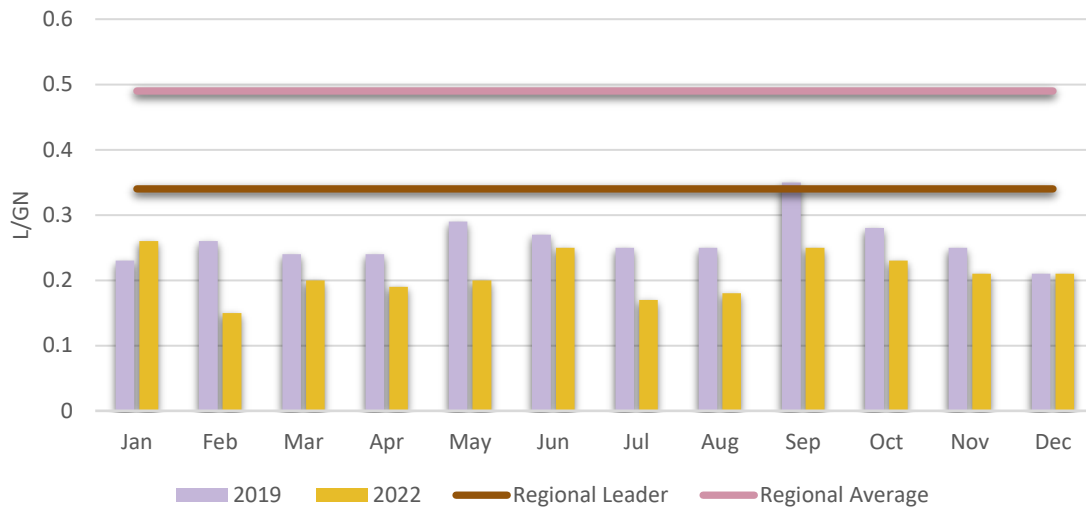
Month	2019	2022
Jan	0.21	0.26
Feb	0.23	0.15
Mar	0.22	0.20
Apr	0.21	0.19
May	0.25	0.20
Jun	0.24	0.25
Jul	0.22	0.17
Aug	0.23	0.18
Sep	0.31	0.25
Oct	0.25	0.23
Nov	0.23	0.21
Dec	0.18	0.21
Average	0.23	0.21

<i>Water Consumption</i>	2019	2020	2021	2022
<i>Consumption (m³)</i>	3,727	1,789	1,312	2,425
<i>Compared to 2022</i>	-34%	36%	85%	

Water consumption at MVC in 2019 was 3,727 m³. In 2022, the water consumption was 2,425 m³. This is a decrease of 34%. After the COVID-19 pandemic, Tulip started only serving breakfast. The decrease in water consumption can be attributed to the reduction in activities from Tulip.

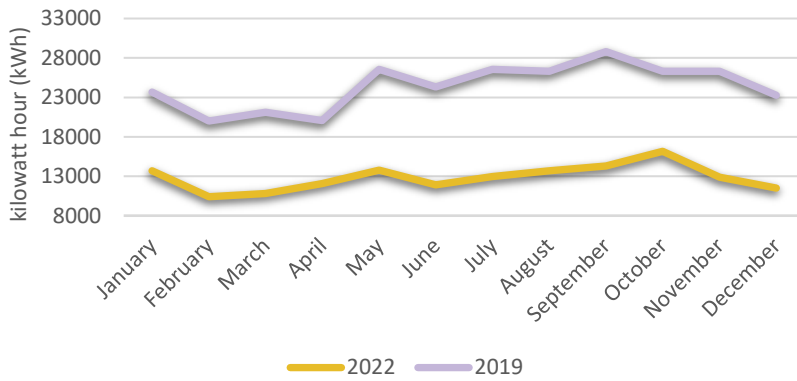
Continued efforts have been made to lower water consumption. Measures that have been put in place include low-flow faucets, showerheads, and toilets and reusing the wastewater produced from laundry. The reused water is used for irrigation, reducing the need for potable water from WEB. A towel-reuse SOP is in place, where a guest can decide if they would like to save water by reusing their towels and linens.

MVC water consumption compared to Region (2022)



Electricity Consumption

Electricity Consumption at MVC (2022)



Consumption / Guest Night

Month	2019	2022
Jan	15.2	20.30
Feb	13.84	10.60
Mar	13.79	10.81
Apr	14.44	12.29
May	21.84	13.54
Jun	20	13.29
Jul	18.59	11.99
Aug	18.03	11.83
Sep	25.81	15.57
Oct	21.47	17.01
Nov	19.88	12.26
Dec	15.95	10.66
Average	18.24	13.35

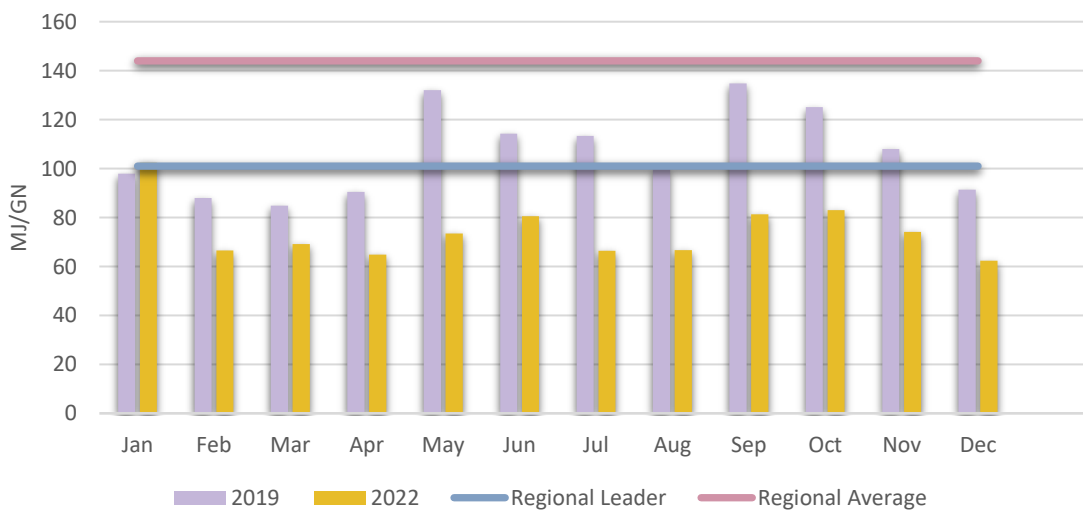
Electricity Consumption

	2019	2020	2021	2022
Consumption (kWh)	293,360	124,080	104,640	154,160
Compared to 2022	-48%	24%	47%	

In 2019 the electricity consumption was 293,360 kWh. In 2022, this decreased to 154,160 kWh, a decrease of 48%.

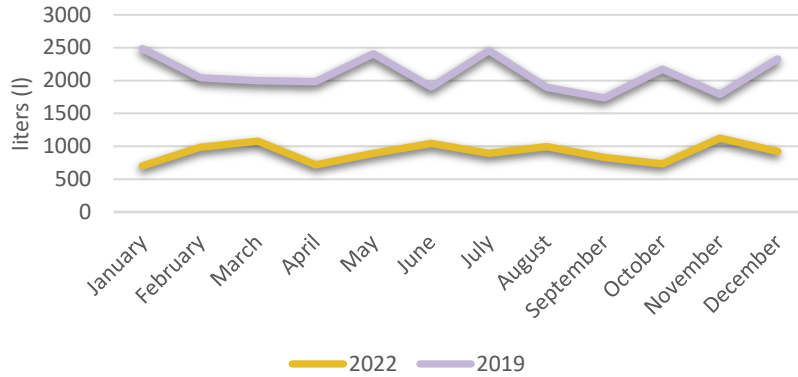
Measures put in place include using inverters, insulation, thermal panels, heat exchangers to pre-heat the water, and LED lighting fixtures.

MVC electricity consumption compared to Region (2022)



LPG Consumption

LPG Consumption at Amsterdam Manor (2022)



Consumption / Guest Night

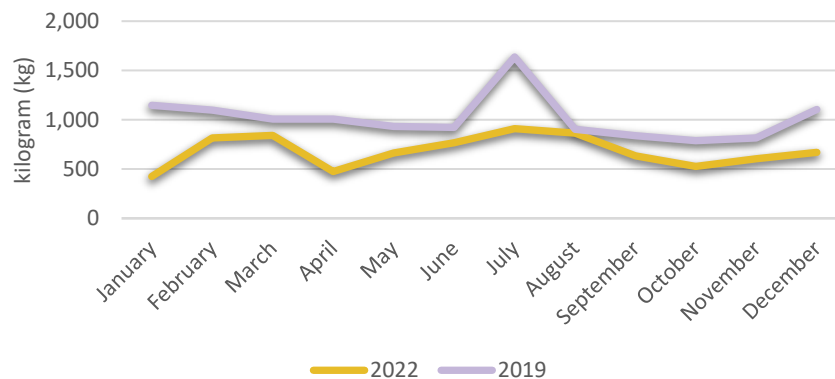
Month	2019	2022
Jan	1.6	1.0
Feb	1.4	1.0
Mar	1.3	1.1
Apr	1.4	0.7
May	2.0	0.9
Jun	1.6	1.2
Jul	1.7	0.8
Aug	1.3	0.9
Sep	1.6	0.9
Oct	1.8	0.8
Nov	1.4	1.1
Dec	1.6	0.9
Average	1.6	0.9

Gas Consumption	2019	2020	2021	2022
Consumption (l)	25,200	6,596	3,928	10,912
Compared to 2022	-57%	65%	178%	

LPG consumption in 2019 was 25,200 liters. In 2022, the gas consumption was 10,912 liters. This is a decrease of 57%. After the COVID-19 pandemic, Tulip started only serving breakfast. The decrease in LPG consumption can be attributed to the reduction in activities from Tulip. Solar boilers and heat exchangers are some of the measures put in place to continuously reduce our consumption of LPG.

Waste Production

Waste Production at Amsterdam Manor (2022)



Waste Production	2019	2020	2021	2022
Consumption (kg)	12,196	4,758	4,919	8,193
Compared to 2022	-33%	72%	67%	


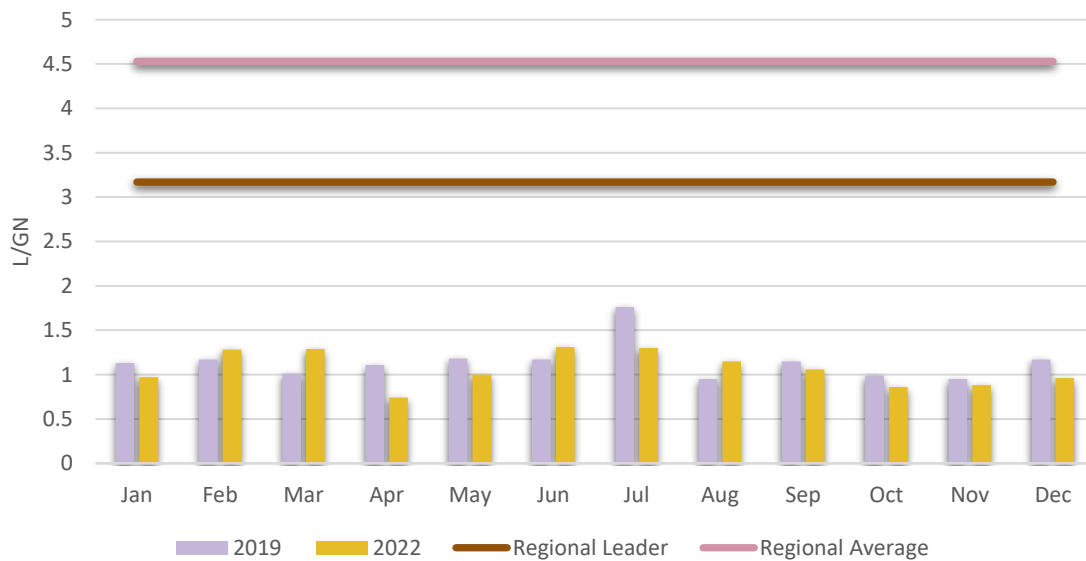
In 2019 12,196 kg of waste was produced. In 2022, this decreased to 8,193 kg. MVC will continue its efforts to minimize waste production in 2023.

The waste management system includes residual reuse, separation, and third-party processing (glass, paper and carton, plastic, and green waste). In addition to waste separation, staff awareness training has been, and will continue to be implemented throughout the year.

In 2022, MVC, and its sister resort Amsterdam Manor recycled 11,290 kilograms of glass products through onsite separation and processing at Ecotech Aruba. In terms of plastic waste, in September 2022 Plastic Beach Party began collecting the plastic produced at Amsterdam Manor and MVC. A total of 133 kg of plastic was collected in the last quarter of 2022.

Paper and cardboard are separated from the waste stream onsite and recycled by Ecotech Aruba. The residual food from the restaurant is donated to local pig farmers as pig feed. Organic waste produced through landscaping activities is shredded, collected onsite, and used as compost.

MVC waste production compared to Region (2022)



Social Contributions

Amsterdam Manor and MVC have made monthly donations to Ban Uni Man pa Cria Nos Muchanan, which is an organization that provides breakfast to disadvantaged children at school. In addition to this, contributions were made to Red Cross Aruba, Kiwanis Club, Cas Sjabururi, Rotary Club, YMCA Aruba, Fundacion Pa Autism, Blue Race Run, and others.



Continued Efforts

Plastic Beach Party is the company contracted to process and recycle the plastic waste produced at Amsterdam Manor and MVC. They will also be approached in the first quarter of 2023 to start processing and recycling the aluminum waste. Alternatives for glass waste (including a potential new revenue stream) will be researched in the first quarter of 2023. There is currently no sustainable solution for hazardous waste (such as batteries, ink cartridges, light bulbs, etc.) on the island, so these will continue to be separated but kept onsite.

MVC will continue to promote environmental awareness to guests through social media posts, at the Front Desk, and recommendations posted throughout the guest rooms. SHS meetings, beach clean-ups, and training will take place to promote environmental awareness amongst the staff.

Aspect	Objective
Environmental	Reduce electricity consumption by 5%. The new VRF system is scheduled to be completed in 2023, further reducing our electricity consumption.
	Reduce water consumption by 3%. With the newly renovated rooms and continued efforts, we hope to continue reducing our water consumption.
	Reduce LPG consumption by 5%. Utilizing solar boilers and heat exchangers, we hope to continuously reduce our LPG consumption.
Labor Standards and Human Rights	Aluminum recycling through Plastic Beach Party, in conjunction with our plastic recycling.
	Continual staff training, team building, and activities (Tortuga Aruba, SHS meetings, beach clean-ups, and sustainability awareness posts through internal communications and social media posts).
Local Community	Continual community contribution by way of fundraising, sponsorships, and donations.



Policies

MVC has several policies in place to ensure equality, safety, responsibility, and sustainability. These are elaborated on in the:

- 🏠 Environmental, Energy, and Social Sustainability Policy
- 🏠 Complaints Handling Policy & Procedure
- 🏠 CSR & Organizational Culture Policy
- 🏠 Health & Safety Policy

MVC supports the United Nations Sustainable Development Goals through our efforts in improving the environment, contributing to the largest economic pillar in Aruba, and social contributions. Examples of these efforts:



The protection of children, women and human rights are specified on the company policies. This includes identifying exploitation, reporting incidences, and promoting awareness.



Hazardous substances such as grease and oil are disposed of separately, so unpolluted wastewater is sent to the WWTP.



Energy efficient and environmentally friendly appliances are prioritized where possible.



Sustainable purchasing is also specified in our company policies. This includes fair trade, not purchasing products from protected species, and purchasing local.

